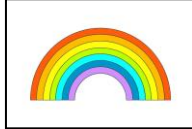

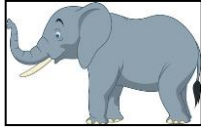

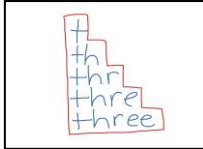
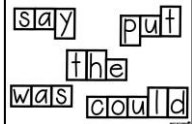




Spelling Strategies

Below is a selection of strategies that you can use to support your child at home when practising their weekly spellings.

<p style="text-align: center;"><u>Look, Say, Cover, Write, Check</u></p> <p>Look: look at the word and try to memorise it. Say: say it aloud. Try to break it down into syllables. Cover: cover the word with your hand/ piece of paper. Write: write the word from memory- without looking! Check: have you got it right? Repeat process until you feel confident.</p> <p style="text-align: center; color: blue;">Look, Say, Cover, Write, Check</p>	<p style="text-align: center;"><u>Rainbow Writing</u></p> <p>Write out your spellings in different coloured pens/ pencils in the order of the colour of the rainbow. Rewrite parts of the word you find most tricky until you feel more confident.</p> <div style="text-align: center;">  </div>																											
<p style="text-align: center;"><u>Scrabble Spelling</u></p> <p>Find the letters you need to spell your words and then mix them up in the bag. Get your parents to time you unscrambling your letters.</p> <table border="1" style="margin-left: auto; margin-right: auto;"> <tr><td>A</td><td>B</td><td>C</td><td>D</td></tr> <tr><td>E</td><td>F</td><td>G</td><td>H</td><td>I</td><td>J</td></tr> <tr><td>K</td><td>L</td><td>M</td><td>N</td><td>O</td><td>P</td></tr> <tr><td>Q</td><td>R</td><td>S</td><td>T</td><td>U</td><td>V</td></tr> <tr><td>W</td><td>X</td><td>Y</td><td>Z</td></tr> </table>	A	B	C	D	E	F	G	H	I	J	K	L	M	N	O	P	Q	R	S	T	U	V	W	X	Y	Z	<p style="text-align: center;"><u>Sand Tray</u></p> <p>Ask your parents to help you pour sand/salt/sugar into a shallow box or tray and then practice writing your spellings in it with your finger.</p> <div style="text-align: center;">  </div>	<p style="text-align: center;"><u>Mnemonic</u></p> <p>Try to think of a rhyme or phrase to help remember a difficult spelling. e.g. because Big Elephants Can Always Upset Small Elephants</p> <div style="text-align: center;">  </div>
A	B	C	D																									
E	F	G	H	I	J																							
K	L	M	N	O	P																							
Q	R	S	T	U	V																							
W	X	Y	Z																									
<p style="text-align: center;"><u>Ambidextrous</u></p> <p>Swap your pen into the hand that you don't normally write with. Now try writing out your spellings with that hand.</p> <div style="text-align: center;">  </div>	<p style="text-align: center;"><u>Spelling Steps</u></p> <p>Write your words as if they were steps, adding one letter each time (it's much easier doing this on squared paper).</p> <div style="text-align: center;">  </div>	<p style="text-align: center;"><u>Word Shapes</u></p> <p>Draw boxes around the letters within the word to make the ascenders and descenders stand out. Look at the word and try to remember what the word looks like. Try writing the word out again.</p> <div style="text-align: center;">  </div>																										
<p style="text-align: center;"><u>Scrambled Words</u></p> <p>Write your words then write them again with all the letters mixed up.</p> <p style="text-align: center;">often teonf opposite poetpiso</p>	<p style="text-align: center;"><u>Colourful Words</u></p> <p>Use two different coloured pens to write your words. One to write the consonants and one to write the vowels. Do this a couple of times then write the whole word in one colour.</p> <p style="text-align: center; color: red;">often often often</p> <p style="text-align: center; color: blue;">often</p>	<p style="text-align: center;"><u>Simple Sentences</u></p> <p>Write a sentence for each of your words. Remember each sentence must start with a capital letter and end with a full stop. e.g. often The cat often slept on the blanket.</p>																										
<p style="text-align: center;"><u>Water Wash</u></p> <p>Use a paintbrush and water to write your words outside on concrete or pavements.</p> <div style="text-align: center;">  </div>	<p style="text-align: center;"><u>Tasty Words</u></p> <p>Try to find tasty things to spell your words with, like raisins. Then when you spell them right, you get to eat them!</p> <div style="text-align: center;">  </div>	<p style="text-align: center;"><u>Websites</u></p> <ul style="list-style-type: none"> • https://spellingframe.co.uk/ • https://www.spellingcity.com/ • http://www.doorwayonline.org.uk/tag/spelling/ • http://puzzlemaker.discoveryeducation.com/ 																										